



PRIDE[®]
MOBILITY
LIVE YOUR BEST[®]

TRAVEL/SCOOTER COLLECTION



4-5

Zero Turn 8 / Go Chair

6-7

Jazzy® Passport /
Go-Go Elite Traveller® Plus

8-9

Go-Go Elite Traveller® /
Go-Go® Sport

10-11

Go-Go® Folding Scooter /
Go-Go® LX with CTS Suspension

12-13

Go-Go® Ultra X / Go-Go® ES2

14-15

Revo® 2.0 / Victory® LX Sport

16-17

Raptor / Victory® 10.2

18-19

Victory® 10 / Victory® 9

20-21

Maxima / Accessories

“

MY PRIDE SCOOTER IS
SIMPLE TO OPERATE
AND A BREEZE TO TRANSPORT.
I TAKE MY SCOOTER EVERYWHERE
WITH ME. PRIDE SCOOTERS HAVE
GIVEN ME MY LIFE BACK!

— Sandy M.,
Homer Glen, IL

ZERO TURN 8

Your mobility has turned a corner with the Zero Turn 8, an innovative scooter equipped with *iTurn Technology™*, enabling you to maneuver this scooter through small spaces and around tight corners! Plus, enjoy full lighting, plenty of storage and a USB charger.



Up To
13.4
Miles Per Charge at 200 lbs.

38.25"
Turning Radius

Up To
4mph
Maximum Speed

325lbs.
Weight Capacity

Sapphire Blue

Pewter

Pearl White

Black Onyx

Green Moonstone

Fire Opal



GOCHAIR

Compact. Bold. Endless possibilities. The Go Chair is #1 for portability for easy disassembly in your fast-paced world. Enjoy under seat storage and complete comfort. Choose from six gorgeous colors and let your personality shine through.

Up To
13.2
Miles Per Charge at 200 lbs.

25.5"
Turning Radius

Up To
3.7mph
Maximum Speed

300lbs.
Weight Capacity



Ruby Red

Pearl White

Amber Orange

Citrine Yellow

Rose Quartz

Sapphire Blue

Jazzy[®] PASSPORT

Your destination awaits!
Whether you are an avid jet
setter to remote areas, or a train
commuter to the big city, the
Jazzy[®] Passport folds and unfolds
in just a few steps. Compact and
lightweight for hassle-free travel,
enjoy abundant storage and
comfortable seating.



Up To
11
Miles Per Charge at 200 lbs.

24.25"
Turning Radius

Up To
3.6 mph
Maximum Speed

250 lbs.
Weight Capacity

Black



Up To
14.5
Miles Per Charge

45.75"
Turning Radius

Up To
4.5mph
Maximum Speed

300lbs.
Weight Capacity



Also available in 3-wheel. Please see back two pages for specs.

GOGO
ELITE TRAVELLER® PLUS

It's perfect for traveling, PLUS so much more! The Go-Go Elite Traveller® Plus offers easy disassembly and includes an ergonomic tiller for one-handed operation. Today's fast-paced world is no match for this stylish and portable scooter.

Red

Blue

Interchangeable Shrouds



GOGO ELITE TRAVELLER®

Every day is a new adventure with the Go-Go Elite Traveller®, an exceptionally stable and maneuverable travel scooter. With easy disassembly and a convenient storage basket, the Go-Go Elite Traveller® keeps up with your active life!



Up To
12
Miles Per Charge

44"
Turning Radius

Up To
4mph
Maximum Speed

300lbs.
Weight Capacity

Also available in 3-wheel. Please see back two pages for specs.

Red

Blue

Interchangeable Shrouds



Up To
14.5
Miles Per Charge

50.5"
Turning Radius

Up To
4.7mph
Maximum Speed

325lbs.
Weight Capacity



GO GO[®]
SPORT

It's time to make your mark on this world! The Go-Go[®] Sport offers simple disassembly and an ergonomic delta tiller, perfect for one-handed operation. Enjoy the versatility of this sporty scooter, as well as bright LED lighting.

Also available in 3-wheel. Please see back two pages for specs.

Red

Blue

Interchangeable Shrouds



GOGO[®] FOLDING SCOOTER

With the Go-Go[®] Folding Scooter, the world is at your fingertips! With a unique folding design, this scooter folds in just three simple steps and fits easily in a closet, corner or vehicle trunk! Enjoy full lighting and speeds up to 4 mph.



Up To
13
Miles Per Charge

32"
Turning Radius

Up To
4mph
Maximum Speed

250lbs.
Weight Capacity

Arms are an optional add-on.

White



Up To
8.6
Miles Per Charge

44.75"
Turning Radius

Up To
4.4mph
Maximum Speed

300lbs.
Weight Capacity



Also available in 3-wheel. Please see back two pages for specs.

GOGO[®]
LX WITH CTS SUSPENSION

There's smooth, and then there's the Go-Go[®] LX with CTS! This scooter has revolutionary suspension for the smoothest, most comfortable ride. From the park to your backyard, this feature-rich scooter offers best-in-class ride quality.



Red

Blue

Interchangeable Shrouds

Orion Yellow

Onyx Black

Pearl Pink

Sunburst Orange

Optional

Travel Mobility II

GOGO[®] ULTRAX

Enjoy worry-free travel with the Go-Go[®] Ultra X, an ultra-compact scooter that is simple to disassemble. Ride in comfort and style with the foldable swivel seat and keep your personal items handy with the front basket.



Up To
7.2
Miles Per Charge

44"
Turning Radius

Up To
4mph
Maximum Speed

260lbs.
Weight Capacity

Also available in 3-wheel. Please see back two pages for specs.

Red



Up To
6.8
Miles Per Charge

31"
Turning Radius

Up To
4mph
Maximum Speed

250lbs.
Weight Capacity



GO-GO®
ES 2

Get ready to go with the Go-Go® ES 2 Scooter! Compact and lightweight, this scooter has two speed settings for ultimate versatility, whether you are indoors or outdoors. It's perfect for errands and quick trips! Plus, a front basket provides plenty of storage space.

Black



Travel Mobility 13

REVO® 2.0

Robustly rugged meets brilliant convenience. With the Revo® 2.0, there is nothing you can't handle! This tough and dependable scooter has powerful suspension for a smooth ride, yet easily disassembles for full portability.



Up To
17.8
Miles Per Charge at 200 lbs.

52"
Turning Radius

Up To
5mph
Maximum Speed

375lbs.
Weight Capacity

Also available in 3-wheel. Please see back two pages for specs.

Grey Street

True Blue

Travel And
Scooter Mobility



VICTORY[®] LX SPORT

You're active and always on the go. You need a scooter that is up to the task! Appeal to your sporty side with the **Victory[®] LX Sport**. Enjoy premium suspension, bright lighting and other sophisticated features, all in one sporty package.

Up To
19.7
Miles Per Charge at 200 lbs.

61.25"
Turning Radius

Up To
8mph
Maximum Speed

400lbs.
Weight Capacity



Candy Apple Red

True Blue





Do you have the need for speed? The **Raptor** drives at speeds up to 14 mph. Equipped with a regenerative braking system, ample storage and complete LED lighting, the Raptor appeals to the adventurer within you!



Up To
31
Miles Per Charge at 220 lbs.

60"
Turning Radius

Up To
14mph
Maximum Speed

400lbs.
Weight Capacity

Silver

Matte Black with Optional Inserts

True Blue

Candy Apple Red

Green Machine

Lemon Crush

Pink Topaz

Evolution Orange

Matte Black

Optional Inserts



Up To
13.5
Miles Per Charge

52.25"
Turning Radius

Up To
5.2mph
Maximum Speed

400lbs.
Weight Capacity



Also available in 3-wheel. Please see back two pages for specs.

VICTORY® 10.2

Embrace your potential! The Victory® 10.2 is fully loaded with style and advanced features, including frosted LED headlights and an integrated storage space with cup holder. Drive at speeds up to 5.2 mph and see what life has in store for you!

Candy Apple Red

*Ocean Blue
(Matte)*



VICTORY 10

Versatility knows no bounds with the Victory® 10. Enjoy simple disassembly with one hand and drive up to 16 miles on a single charge. You won't miss a beat with this scooter, which includes a bright LED headlight. Anything is possible with the Victory® 10!



Up To
16
Miles Per Charge

54"
Turning Radius

Up To
5.3mph
Maximum Speed

400lbs.
Weight Capacity

Also available in 3-wheel. Please see back two pages for specs.

Candy Apple Red

Viper Blue



Up To
13
Miles Per Charge

51.5"
Turning Radius

Up To
5.3mph
Maximum Speed

300lbs.
Weight Capacity



VICTORY® 9

Sophisticated and stylish, the **Victory® 9** is everything you could want in a scooter. The delta tiller lets you operate the scooter with a single hand. Enjoy easy disassembly and plenty of lighting with the LED headlight.

Also available in 3-wheel. Please see back two pages for specs.

Candy Apple Red



Mobility Scooter 19

MAXIMA

Heavy duty and robust, the **Maxima** scooter maximizes your potential! Drive at speeds up to 5.3 mph and experience a fully adjustable tiller. Enjoy the convenience of the front basket, perfect for storing your personal items.



Up To
18
Miles Per Charge

50.5"
Turning Radius

Up To
5.3mph
Maximum Speed


500lbs.
Weight Capacity

Also available in 4-wheel. Please see back two pages for specs.

Candy Apple Red

Viper Blue








ACCESSORIES

1. Cane Clip Attachment | 2. Cup Holder | 3. Under Seat Storage | 4. Single OR Double Cane Holder | 5. Front Basket | 6. Rear Basket
 7. Oxygen Holder | 8. Ram® X-Grip Cell Phone Holder | 9. Wishbone Crutch Holder | 10. Lap Belt | 11. Saddlebag | 12. Walker Holder
 13. Rearview Mirror | 14. Weather Breaker | 15. Weather Cover | 16. Military Patches

MODEL NAME / NUMBER	ZERO TURN 8 / JAZZY ZTS	GO CHAIR® / GOCHAIR	JAZZY® PASSPORT / FJP1700	GO-GO ELITE TRAVELLER® PLUS / SC53 (3W), SC54 (4W)	GO-GO ELITE TRAVELLER® / SC40E (3W), SC44E (4W)	GO-GO® SPORT / S73 (3W), S74 (4W)	GO-GO® FOLDING / S19WH1001 (SLA) S19WH1002 (Lithium Ion)	GO-GO® LX WITH CTS / SC50LX (3W), SC54LX (4W)	GO-GO® ULTRA X / SC40X (3W), SC44X (4W)
WEIGHT CAPACITY	325 lbs.	300 lbs.	250 lbs.	300 lbs.	300 lbs.	325 lbs.	250 lbs.	300 lbs.	260 lbs.
MAXIMUM SPEED ¹	Up to 4 mph	Up to 3.7 mph	Up to 3.6 mph	Up to 4.5 mph	Up to 4 mph	Up to 4.7 mph	Up to 4 mph	Up to 4.4 mph	Up to 4 mph
GROUND CLEARANCE ^{2,7,8}	1.4" at motor, 1.5" at anti-tip, 3.5" (side deck)	1.7" at anti-tip, 1.8" at motor, 2.7" at footplate	3" at motor	1.7" at transaxle, 0.83" at anti-tip, 2.6" at side deck	1.38" at motor, 0.75" at anti-tip, 2.25" at mid frame	1.5" at motor, 0.75" at anti-tip	2.3"	1.5" at motor / 0.75" at anti-tip	3W: 3.1" at deck 4W: 3" at deck
TURNING RADIUS ²	38.25"	25.5" with foot platform	24.25"	3W: 34.5" 4W: 45.75"	3W: 33" 4W: 44"	3W: 36" 4W: 50.5"	32"	3W: 33" 4W: 44.75"	3W: 33" 4W: 44"
OVERALL LENGTH / WIDTH ^{2,6}	45.75" / 20"	33" with foot platform / 22.5"	40" / 23.5"	3W: 40", 4W: 40.25" / 21.25"	3W: 37" 4-W: 39.5" / 19.5"	3W: 42" 4W: 43" / 21.25"	37" / 19"	3W: 39.75" 4W: 41" / 20.5"	3W: 37" 4W: 39.5" / 19.5"
SEAT-TO-GROUND HEIGHT	21.5" - 23.5"	22" - 23"	19"	20.5" - 22"	18.25"-20.25"	20.5" - 22"	20.5"	20.75" - 22.25"	18.25" - 20.25"
SEAT-TO-DECK HEIGHT	16" - 18"	16.25" - 17.25" (platform)	14.5" (no adjustment)	16.25" - 17.75"	15.75"-17.25"	17" - 18"	13"	16.25" - 17.25"	15.75" - 17.25"
FRONT WHEELS (TIRES)	2" x 7" solid	6" solid casters	8" solid casters	3W: 2" x 8" 4W: 2" x 8"	3W: 2" x 8" solid 4W: 2" x 7" solid	3W: 3" x 8" solid 4W: 3" x 9" solid	1.5" x 7" solid	3W: 2" x 8" solid 4W: 2" x 7" solid	3W: 2" x 8" solid 4W: 2" x 7" solid
REAR WHEELS (TIRES)	2.5" x 9" solid	9" solid (drive)	N/A	3" x 9" solid	2.5" x 8" solid	3" x 9" solid	2" x 8" solid	2.5" x 8" solid	2.5" x 8" solid
DRIVE WHEELS	N/A	N/A	12" Pneumatic drive	N/A	N/A	N/A	N/A	N/A	N/A
SUSPENSION	Front and rear (CTS)	Limited	Limited	N/A	N/A	N/A	N/A	Front and rear (CTS)	N/A
RANGE PER CHARGE ⁴	Up to 11.6 miles (at 325 lbs.) Up to 13.4 miles (at 200 lbs.)	Up to 13.2 miles (at 200 lbs.) Up to 8.7 miles (at 300 lbs.)	Up to 9.6 miles (18 AH @ 250 lbs.) Up to 11 miles (18 AH @ 200 lbs.) Up to 6.3 miles (10.4 AH/ travel battery @200 lbs.) Up to 5.7 miles (10.4 AH/ travel battery @250 lbs.)	3W: Up to 14.5 miles 4W: Up to 14.5 miles	3W: Up to 8.5 miles (12 AH) 4W: Up to 8.2 miles (12 AH) 3W: Up to 12.4 miles (18 AH) 4W: Up to 12 miles (18 AH)	3W: Up to 15.9 miles 4W: Up to 14.5 miles	Up to 13 miles (lithium ion) Up to 9.3 miles (sealed lead acid)	3W: Up to 8 miles 4W: Up to 8.6 miles	3W: Up to 6.9 miles 4W: Up to 7.2 miles
HEAVIEST PIECE ²	48 lbs. (rear section)	36 lbs. (rear)	54 lbs. (unit does not disassemble, unit weight without battery pack)	3W: 32 lbs. (rear section) 4W: 34 lbs. (front section)	3W: 29 lbs. (front section) 4W: 34 lbs. (front section)	3W: 35 lbs.(front section) 4W: 44 lbs. (front section)	51 lbs. (unit does not disassemble, unit weight without battery pack)	3W: 34 lbs. (front section) 4W: 37 lbs. (front section)	3W: 29 lbs. (front section) 4W: 34 lbs. (front section)
STANDARD SEATING	Type: Compact, foldable Weight: 27 lbs. Material: Black vinyl Dimensions: Width: 17", Depth: 17"	Type: Compact, foldable Material: Black vinyl Dimensions: Width: 18", Depth: 17" Weight: 27 lbs.	Material: Gray, Foam Dimensions: Width: 17.5", Depth: 16.5"	Type: Compact, foldable Weight: 23 lbs. Material: Black vinyl Dimensions: Width: 17", Depth: 17"	Type: Compact, foldable Weight: 23 lbs. Material: Black vinyl Dimensions: Width: 17", Depth: 17"	Type: Compact, foldable Weight: 23 lbs. Material: Black vinyl Dimensions: Width: 17", Depth: 17"	Type: Compact, foldable Material: Gray vinyl Dimensions: Width: 16", Depth: 13"	Type: Compact, foldable Weight: 23 lbs. Material: Black vinyl Dimensions: Width: 17", Depth: 17"	Type: Compact, foldable Weight: 23 lbs. Material: Black vinyl Dimensions: Width: 17", Depth: 17"
DRIVE SYSTEM	24-volt DC motor, rear-wheel drive, dual in-line	Rear-wheel drive, Two-motor	Rear-wheel drive, Two-motor	24-volt DC motor, sealed transaxle	24-volt DC motor, sealed transaxle	24-volt DC motor, sealed transaxle	4-Pole 270w	24-volt DC motor, sealed transaxle	24-volt DC motor, sealed transaxle
DRIVE CONTROLLER	N/A	40A, PG GC3	50A, PG VSI	N/A	N/A	N/A	N/A	N/A	N/A
BRAKING SYSTEM	Regenerative and electromechanical	Regenerative and electromechanical	Regenerative and electromechanical	Regenerative and electromechanical	Regenerative and electromechanical	Regenerative and electromechanical	Regenerative and electromechanical	Regenerative and electromechanical	Regenerative and electromechanical
BATTERIES ³	(2) 22 AH	(2) 18 AH	(1) 24V 18 AH Lithium ion (standard) (1) 25.2V 10.4 AH Lithium ion (optional)	(2) 18 AH	(2) 12 AH (standard) or (2) 18 AH (optional)	(2) 18 AH	(2) 12 AH (standard, sealed lead acid) or (1) 11.5 AH (optional, lithium ion)	(2) 12 AH	(2) 12 AH
BATTERY WEIGHT ^{4,5}	Battery box 31.5 lbs., 13.5 lbs. each	14 lbs. each	7 lbs. (18 AH) 5.2 lbs. (10.4 AH)	14 lbs. each ⁷ 29.5 lbs. per battery pack	9 lbs. each (12 AH), 20 lbs. per battery pack 14 lbs. each (18 AH), 29.5 lbs. per battery pack	14 lbs. each 29.5 lbs. per battery pack	9 lbs. each (12 AH), 5 lbs. (11.5 AH)	9 lbs. each (12 AH), 20 lbs. per battery pack	9 lbs. each 20 lbs. per battery pack
BATTERY CHARGER	Off-board, 3.5 amp	Off-board, 2 amp	Off-board, 2 amp (standard, optional)	Off-board, 3.5 amp	Off-board, 2 amp (12 AH), Off-board, 3.5 amp (18 AH)	Off-board, 3.5 amp	Off-board, 2-amp (sealed lead acid) or Off-board, 2.5-amp (lithium ion)	Off-board, 2 amp (12 AH)	Off-board, 2 amp
HCPCS CODES	K0899*	K0899*	K0899*	K0806 (Group 2, Standard)	K0800 (Group 1, Standard)	K0801 (Group 1, Heavy Duty)	K0899*	K0899*	K0899*
WARRANTY	Frame: lifetime limited Drivetrain: 2-year limited Electronics: 2-year limited Battery: 6-months	5-year limited on frame Drive motors: 13-month limited Electronics: 13-month limited Battery: 13-month limited	5-year limited on frame Drive motors: 13-month limited Electronics: 13-month limited	Frame: lifetime limited 2-year limited Electronics: 2-year limited	Frame: lifetime limited Drivetrain: 2-year limited Electronics: 2-year limited	Frame: lifetime limited Drivetrain: 2-year limited Electronics: 2-year limited	Frame: 2-year limited Controllers: 18-month limited Electronics: 21-year limited	Frame: lifetime limited Drivetrain: 2-year limited Electronics: 2-year limited	Frame: lifetime limited Drivetrain: 2-year limited Electronics: 2-year limited

PRIDE[®]

MOBILITY
LIVE YOUR BEST[®]

(US) 800-800-8586 | (CAN) 888-570-1113 | pridemobility.com |    



Note: Transport of the Jazzy[®] Passport item on commercial aircraft is subject to federal regulations and airline policy. Please consult your airline prior to your flight to ensure your Jazzy[®] Passport and its lithium-ion battery are permitted.

1. Varies with user weight, terrain type, battery amp- hour (AH), battery charge, battery condition and tire condition. This specification can be subject to a variance of (+ or -) 10%.
2. Due to manufacturing tolerances and continual product improvement, this specification can be subject to variance of + or - 3%.
3. Deep cycle (AGM or gel cell type recommended).
4. Tested in accordance with ANSI/RESNA, WC Vol 2, Section 4 and ISO 7176-4 standards. Results derived from theoretical calculations based on battery specifications and drive system performance. Test conducted at maximum weight capacity.
5. Battery weight may vary based on manufacturer.
6. Width of base (not including seat).
7. Does not account for anti-tip clearance.
8. At midframe.

NOTE: All specifications subject to change without notice.

The information contained herein is correct at the time of publication; we reserve the right to alter specifications without prior notice. Speed and range vary with user weight, terrain type, battery charge, battery condition and tire pressure. Due to manufacturing tolerances and continual product improvement, length, width, turning radius and ground clearance can be subject to variance of + or - 3%. Dimensions listed are for scooter only. Overall measurements will vary based on seating and accessory selections.

N/M: This product is not a medical device and is not intended to assist, treat, diagnose, or alleviate any medical condition or disability.

*K0899 – power mobility device, not coded by dme pdac or does not meet criteria

**Not all accessories are available for all products. Please speak with your Provider for details and availability.

HCPCS codes provided should not be considered as legal advice and do not guarantee reimbursement. DME providers are responsible for determining appropriate billing codes when submitting for insurance reimbursement.

